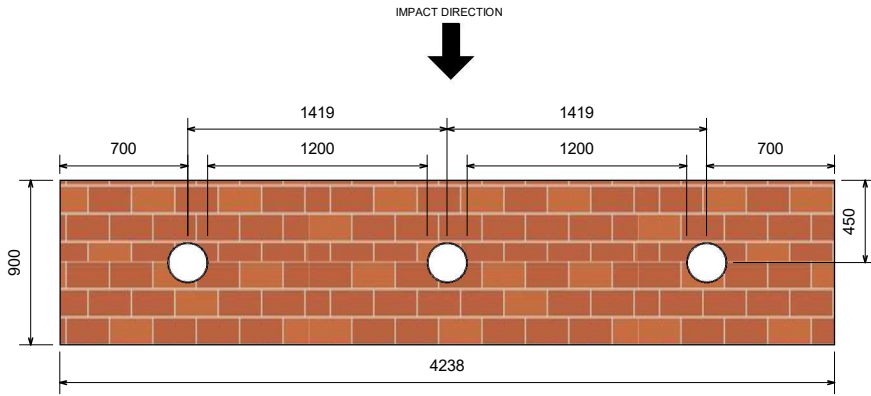
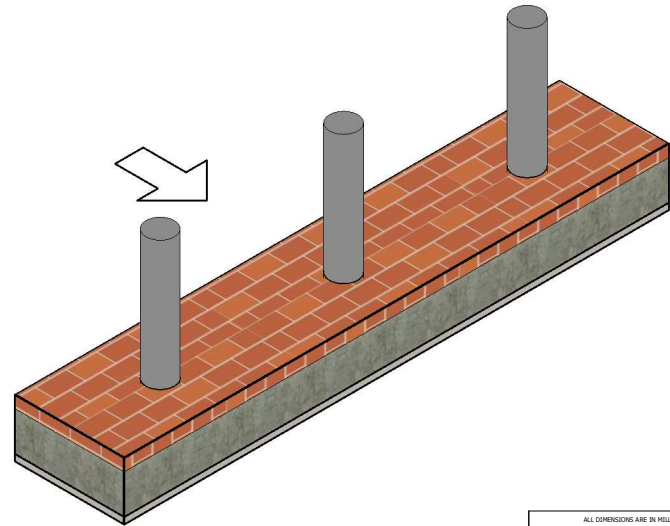


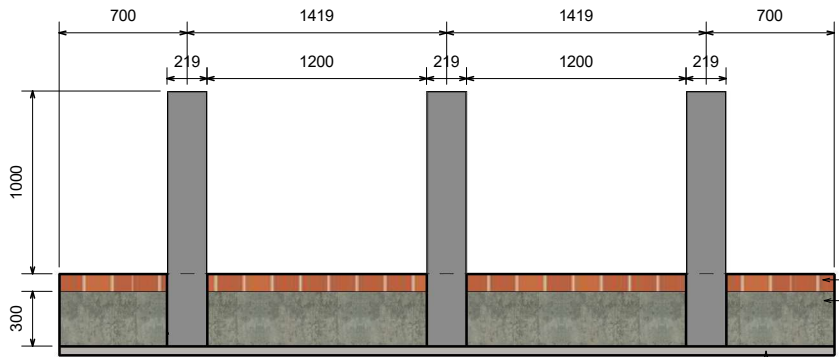
9		10		IF IN DOUBT ASK			
ISS	AUTHOR	CHANGE	CHECKED	REVISED	APPROVED	DATE	CHK
I	AS		AA	AA	AA	20.06.2025	



TOP VIEW



3D VIEW



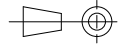
SECTION A-A

FINISHES MAX 100mm TO SUIT SITE.
CONCRETE

BLINDING/EXISTING SLAB

ALL DIMENSIONS ARE IN MILLIMETERS
SCALE 1:25 TOLERANCES ISO 2768-m,k

THIRD ANGLE PROJECTION



THE INFORMATION CONTAINED IN THIS DRAWING IS CONFIDENTIAL AND MUST NOT BE PASSED IN WHOLE OR IN PART TO THIRD PARTIES WITHOUT THE PERMISSION OF FRONTIER PITTS LTD.



FRONTIER-PITTS MIDDLE EAST
OFFICE 1301, BUILDING C88,
COMMERCIAL TOWER A,
15 BAGHDAD ST, ABU DHABI,
UNITED ARAB EMIRATES.
OFFICE: +971-26212272

email: sales@frontierpitts.ae
website: www.fpgulf.com

CONTRACTOR FOR INFORMATION ONLY

SITE
TERRA SHALLOW VENUS BOLLARD
TRIPLE BOLLARD
(MINIMUM 3 BOLLARDS REQUIRED TO
ACHIEVE CRASH TEST)

ALL ANGLES ARE PERPENDICULAR UNLESS
CONSULT DESIGN OFFICE IF ROADWAY IS NOT LEVEL TO ±10mm

DRAWING NUMBER FPME-SALES-008-V1 ISSUE 1