

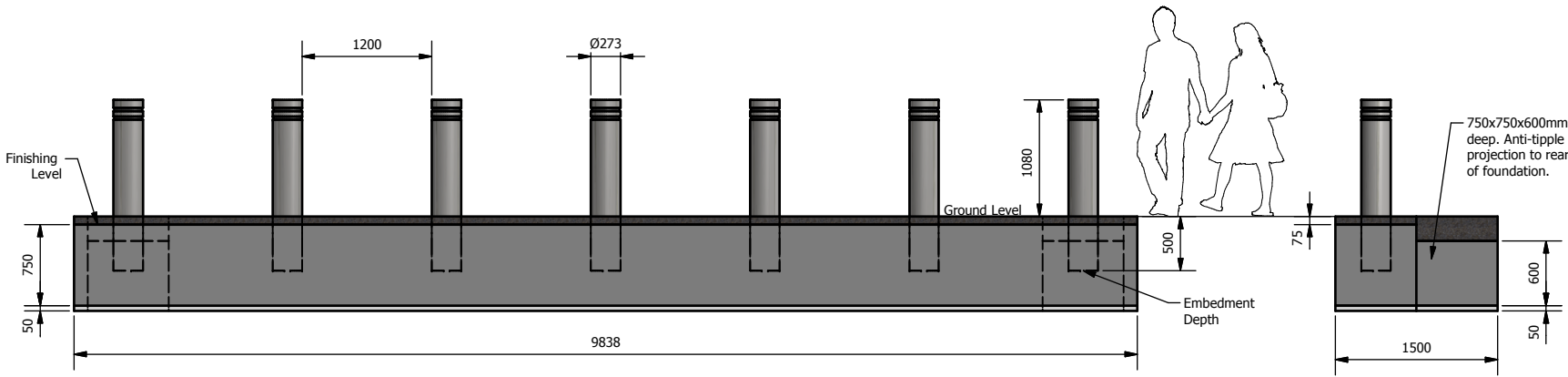
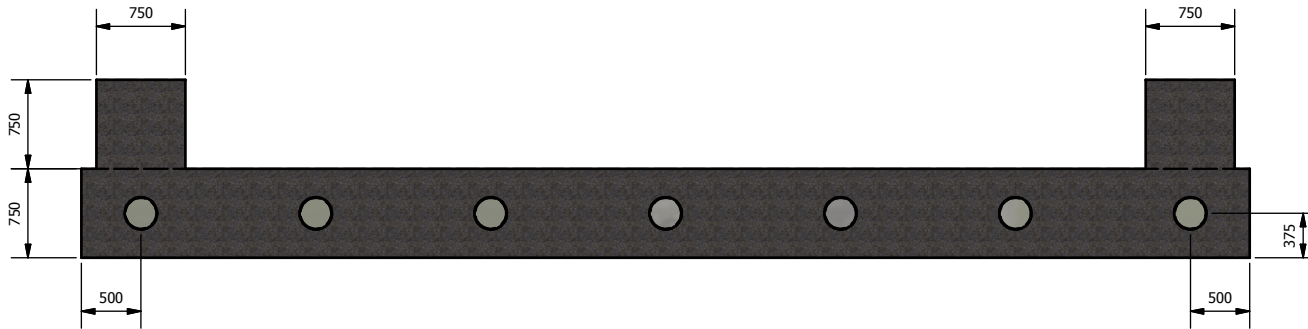
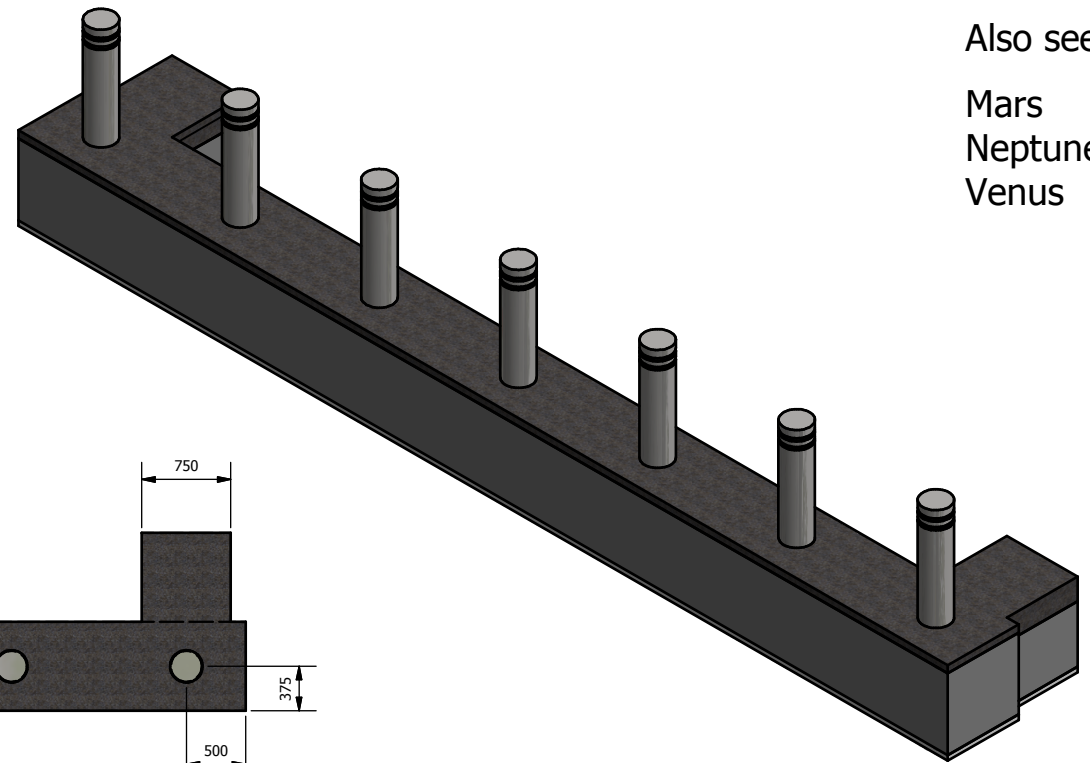
Planet Range

JUPITER

PAS 68 Impact Tested
7.5T @ 50mph

Also see:

- Mars
- Neptune
- Venus



750x750x600mm deep. Anti-tipple projection to rear of foundation.



FRONTIER PITTS LTD
CROMPTON HOUSE . CROMPTON WAY
CRAWLEY . WEST SUSSEX . RH10 9QZ
TEL: +44 (0) 1293 548 301
FAX: +44 (0) 1293 560 560
EMAIL: contracts@frontierpitts.com
WEB: www.frontierpitts.com

TITLE: Terra JUPITER Bollard
Ø273 Bollard (7.5T @ 50mph)
Standard Foundation Detail

DRAWING NUMBER: 3686_000_201_A SALESv1

DRAWN: B.K NOT TO SCALE DIMENSIONS IN MM



SALES DRAWINGS
FOR INFORMATION ONLY, NOT FOR CONSTRUCTION
COPYRIGHT OF FRONTIER PITTS LTD