

TERRA STATIC SHALLOW JUPITER BOLLARD IWA 14 7.2t @ 80kph



Safeguard urban spaces with the Terra Static shallow Jupiter Bollard IWA 14, crash tested to halt a 7.2-ton vehicle at 80kph. These bollards offer high-level protection with minimal installation disruption, ideal for city centers and high security areas with ultra-shallow foundation.

BENEFITS & FEATURES

- IWA 14 Classification Codes: V/7200[N2A]/80/90:8.7
- Crash Tested 7.2t @ 80kph IWA 14
- Shallow Foundations of only 200mm – ideal for existing sites where there are limited foundation depths due to underground services and utilities
- IWA14 Tested Height above ground: 1000mm
- Shallow Foundations of only 200mm, Foundation Type B
- Also available: Terra Jupiter Bollard and Removable Terra Jupiter Bollards
- Quick and easy to install – less disruption to site and business.
- More environmentally friendly – 25% less concrete used than a standard static bollard installation
- Stackable and easy to transport
- Can match the decorative sleeves on the Rising Terra Universal Bollard and Terra Jupiter Bollard
- Painted to any RAL colour



The technology built into the Biscuit Bollards' core allows a shallow foundation depth of only 200mm, which is a fraction of the depth of typical impact-tested products. The Terra Static Jupiter Bollard provides a high level of protection against large Hostile Vehicles travelling at high speeds within inner city areas where limited foundation depths are available.

Shallow foundation technology has proved invaluable within city centers, outside airports, skyscrapers, and other applications where underground services such as utilities, car parks, and basements prevent standard depth bollards from being installed. Not only are installation costs greatly reduced, disruption is also greatly minimized when excavating.

IWA 14-1 Static & Rising Bollards are required to be installed at 1200mm between upright bollard faces to meet IWA 14-2 guidelines.


FINISH OPTIONS




Polyester Powder Coated Sleeves



Polyurathane Coated Finish



Bead Blasted Stainless Steel




Satin Polished Stainless Steel




316L Stainless Steel Mirror Finish


TOP DESIGN OPTIONS



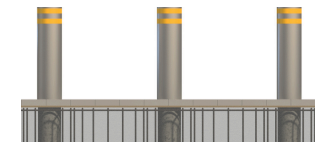
Bollard with Stainless Steel sleeve Mitre top and banding



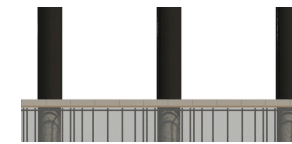
Bollard with Stainless Steel Sleeve Mitre top




Bollard and Painted Flat top Banding



Bollard with Stainless Steel Sleeve Semidome with Banding



Bollard Painted Finish Only



Personalised Engraving Available

