

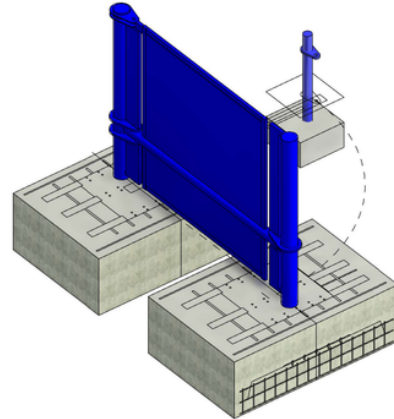
TERRA ULTIMATE 180° HINGED GATE IWA 14 7.2t at 80kph



Introducing the manual/automatic bi-directional HVM Hinged Gate, an enhanced version of the Terra Ultimate 180° Swing Barrier, impact tested to IWA 14 standards, stopping 7.2 tons at 80kph. With a sleek design and manual operation, this gate is ideal for remote locations, offering robust security with a maximum width of 4500mm and an anti-tamper locking mechanism for added protection.

BENEFITS & FEATURES

- Successfully impact tested to the new International IWA 14-1 specification
- Bi-directional Hinged Gate; the impact beam can be opened in either direction depending on site requirements (for manual gates)
- Sleek Design
- Manual operation; Ideal for remote locations with power supply restrictions.
- Easy to install and operate
- The Terra Ultimate 180° Hinged Gate is secured by an anti-tamper locking mechanism which encases the gates locking pin and is resistant from attack by a wide array of hand tools and battery powered tools.
- Maximum width: 4500mm
- Automatic version operated via Trojan Actuators and External Security Cabinets



TROJAN ACTUATOR

- Designed to automate larger, heavier gates
- 100% duty rating – designed for continuous operation
- Underground and surface mounted models available

CONSTRUCTION

- Gate base (millimetres)
- L: 1800 x W: 2700 x D: 600
- Receptor post foundations (millimetres)
- L: 1800 x W: 2700 x D: 600
- Dependent on Actuator

Note: Power and control wiring ducts may be required.

ELECTRICAL REQUIREMENTS *

Dependent on automation

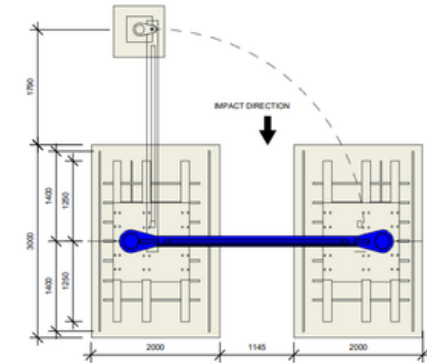
* This is subject to a risk assessment to ensure the automatic equipment complies to BS EN 12453

SAFETY

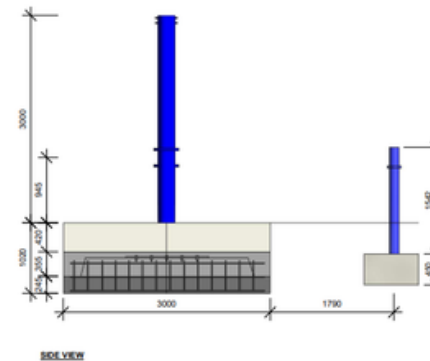
- Vehicle detector loops
- Safety photocell beams
- Flashing beacons
- Audible alarm
- Safety Edge
- Stop push button

OPTIONS

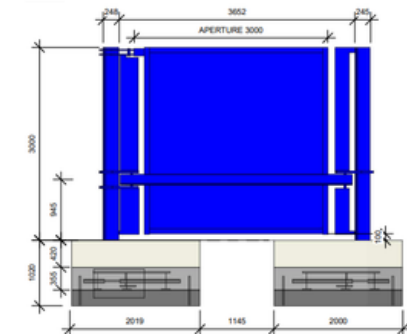
- In event of Power Failure, Fail secure (remain in closed position)
- 200mm Traffic Light System 24v DC Red/Green
- High Security Cabinet
- Can be interfaced to any access control systems
- Various infills available including, bar, mesh and sheet.



TOP VIEW



SIDE VIEW



FRONT VIEW

