

TERRA STATIC SHALLOW VENUS BOLLARD PAS 68 7.5t @ 48kph



Introducing the Terra Static Shallow Venus Bollard PAS 68, expertly designed to stop a 7.5-ton vehicle at 48kph. With a shallow embedment depth of 300mm and a durable paint coated finish, these bollards provide top-tier security and aesthetic versatility for high-risk areas.

BENEFITS & FEATURES

- Classification Codes: V/7500[N2]/48/90:3.3/0.0
- Crash Tested at 7.5t @ 48kph (667kJ)
- SIRA Approved
- Structural steel plate is a high-strength low-alloy European standard structural steel
- Shallow Embedment Depth 300mm, Foundation Type B
- Finish: Shotblasted, hot zinc sprayed (galvanised), primed and finished with a final coat of polyurethane paint.
- Optional finish: 316 Stainless Steel Satin finish or bead blasted sleeves with dome or Mitre tops. Other decorative sleeves available on request
- Accreditations: Secured by Design, BRE Global
- BSi PAS 68 Static Bollards is required to be installed at 1200mm between upright bollard faces to meet BSi PAS 69 guidelines.
- HDG painted carry a 10-year warranty
- For Sleeve options, please see Accessories tab or the Bollard Sleeve page
- Also available: Terra Venus Bollard and Removable Terra Venus Bollards
- Height above ground: 1000mm
- Diameter: 219mm



The Terra Shallow Static Venus PAS 68 Bollard is engineered to provide exceptional security against vehicular threats, making it an essential asset for high-risk sites requiring robust protective measures. This bollard has undergone rigorous testing and has been successfully certified under the PAS 68 standard, a benchmark in the industry for impact-tested security barriers.




FINISH OPTIONS



Polyester
Powder
Coated
Sleeves




Polyurathane
Coated Finish



Bead
Blasted
Stainless
Steel



Satin
Polished
Stainless
Steel



316L
Stainless
Steel Mirror
Finish



TOP DESIGN OPTIONS



Bollard with Stainless
Steel sleeve Mitre top
and banding



Bollard with Stainless
Steel Sleeve Mitre top




Bollard and Painted
Flat top Banding



Bollard with Stainless
Steel Sleeve
Semidome with
Banding



Bollard Painted Finish
Only



Personalised
Engraving
Available

